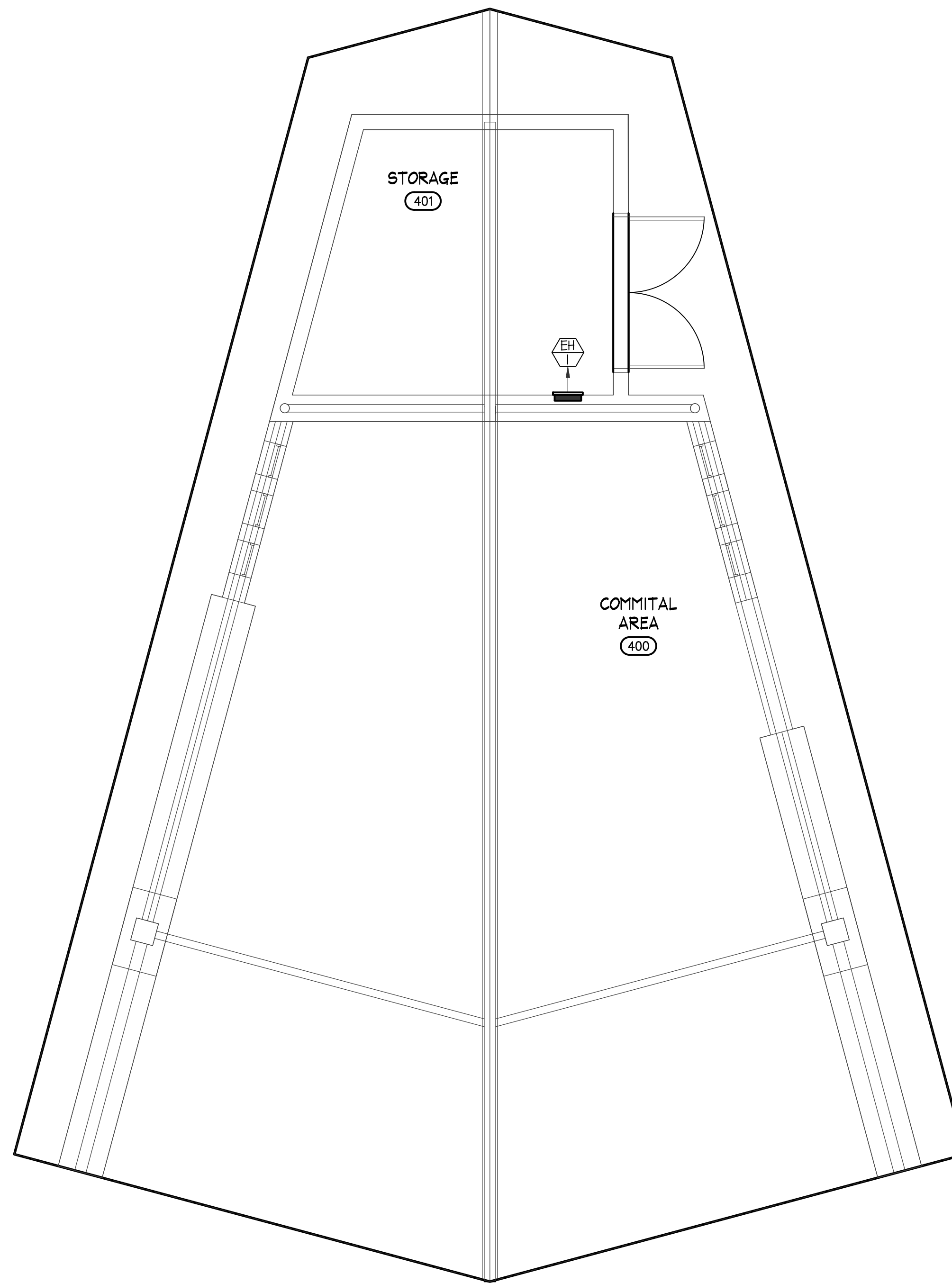
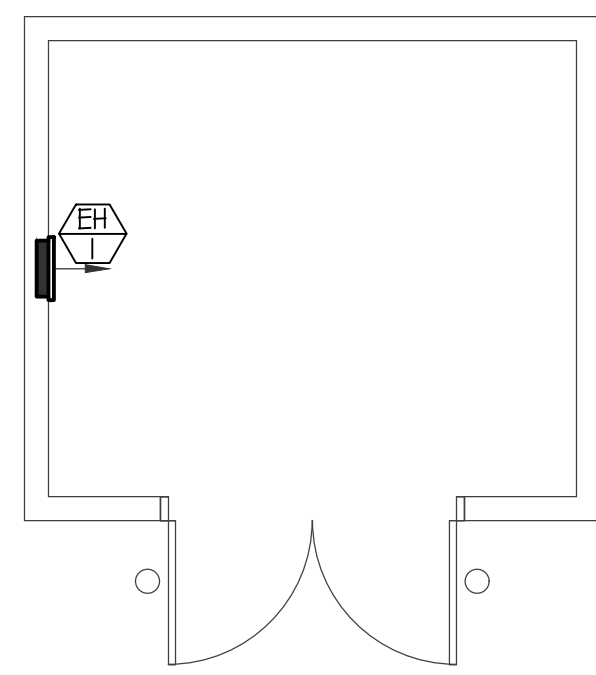


WELLHOUSE BUILDING MECHANICAL PLAN
SCALE: 1/4" = 1'-0"



ADD ALTERNATE #04 COMMITAL SHELTER MECHANICAL/PLUMBING PLAN
SCALE: 1/4" = 1'-0" NOTE: BASE BID SAME

PLAN NOTES:

PLUMBING LEGEND

SYMBOL	DESCRIPTION
V	VENT
VTR	VENT THRU ROOF
CO	CLEANOUT
MC0	HALL CLEANOUT
COTG	CLEANOUT TO GRADE
○	PIPE DROP
○	PIPE RISE
○	BALL TYPE ISOLATION VALVE
---	SOIL OR WASTE PIPING
---	VENT LINE PIPING
---	DOMESTIC COLD WATER PIPING
---	FIRE SPRINKLER LINE
---	DOMESTIC HOT WATER PIPING
---	GAS PIPING
---	CONDENSATE DRAIN PIPING

MECHANICAL LEGEND


SYMBOL	DESCRIPTION
⊕	ELECTRONIC THERMOSTAT
⊕	EQUIPMENT SYMBOL
⊕	HAND DAMPER
⊕	ROUND BRANCH DUCT WITH HAND DAMPER
⊕	INSULATED FLEXIBLE DUCT
⊕	RETURN AIR OR EXHAUST GRILLE
⊕	CEILING DIFFUSER
⊕	ROOF MOUNTED UPBLAST EXHAUST FAN

GENERAL NOTES:

- A- THE CONTRACTOR SHALL CHECK AND VERIFY ALL DIMENSIONS AND CONNECTIONS ON THE JOB SITE. ALL WORK SHALL BE EXECUTED FROM MEASUREMENTS TAKEN AT THE SITE.
- B- THE MECHANICAL CONTRACTOR SHALL BE RESPONSIBLE TO INSURE PROPER CODE CLEARANCES FOR ELECTRICAL AND MECHANICAL ACCESS WHEN INSTALLING ANY EQUIPMENT SUPPLIED BY THE MECHANICAL CONTRACTOR.
- C- IT IS CRITICAL THAT THIS CONTRACTOR COORDINATE EQUIPMENT LOCATIONS WITH PIPING, DUCTWORK, ELECTRICAL CONDUIT AND BUILDING STRUCTURE TO INSURE CODE COMPLIANCE.
- D- CEILING DIFFUSERS ARE SHOWN IN APPROXIMATE LOCATIONS. REFER TO LIGHTING PLANS AND REFLECTED CEILING PLAN FOR EXACT LOCATIONS.
- E- DUCT DIMENSIONS CALLED OUT ON DRAWINGS ARE INSIDE FREE AREA DIMENSIONS. ACOUSTICAL DUCT LINER ARE TO BE ADDED TO OVERALL MEASUREMENTS.
- F- ALL DUCTWORK AND PIPING WHICH PASSES THRU FIRE RATED WALLS TO BE FIRE STOPPED WITH APPROVED FOAM OR SEALANT. REFER TO SPECIFICATIONS FOR APPROVED MANUFACTURES.



VERIFY SCALES
THIS DRAWING IS TO BE USED
ON THE PROJECT ONLY.
20711 Issued on the
REGISTRATION



DPW No. 17-603 | VA No. FAJ ID-13-03
Southeast Idaho Veterans Cemetery
Blackfoot, Idaho
MECHANICAL & PLUMBING FLOOR PLAN

NO.	REMARKS

PROJECT INFORMATION	
CHECKED	DCS
DRAWN	TD
DATE	May 3, 2019
SBAS JOB NO.	18-144
DPW JOB NO.	17-603
VA JOB NO.	FAJ ID-13-03

Engineered Systems Associates
1355 EAST CENTER
POCATELLO, IDAHO 83201
PHONE: (208) 233-0501
FAX: (208) 233-0529
EMAIL: esa@engsys.com
ESA JOB NUMBER: 18094

MP1.30
PACKAGE NUMBER 2 - BUILDING OBS